

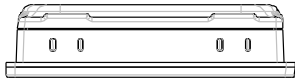


◆ Features

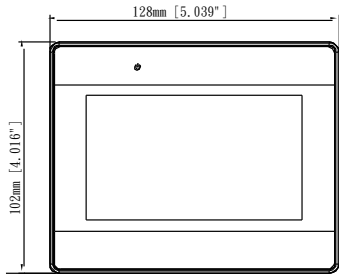
- 4.3" 480 x 272 TFT LCD, LED Backlight
- Slim design
- Fan-less Cooling System
- Two Ethernet Ports
- COM1 and COM3 RS-485 2W support MPI 187.5K, please use one at one time
- PCB coating process ensures high reliability to resist from corrosive in harsh environment
- Built-in Power Isolator
- Built-in EasyAccess 2.0 License
- NEMA4 / IP65 Compliant Front Panel

| | | |
|----------------------|---------------------------------|--|
| Display | Display | 4.3" TFT |
| | Resolution | 480 x 272 |
| | Brightness (cd/m ²) | 400 |
| | Contrast Ratio | 500:1 |
| | Backlight Type | LED |
| | Backlight Life Time | >30,000 hrs. |
| | Colors | 16.7M |
| | LCD Viewing Angle (T/B/L/R) | 50/70/70/70 |
| Touch Panel | Pixel Pitch (mm) | 0.198(H)x0.198(V) |
| | Type | 4-wire Resistive Type |
| Memory | Accuracy | Active Area Length(X)±2%, Width(Y)±2% |
| | Flash | 128 MB |
| Processor | RAM | 128 MB |
| | | 32-bit RISC 600MHz |
| I/O Port | SD Card Slot | N/A |
| | USB Host | USB 2.0 x 1 |
| | USB Client | N/A |
| | Ethernet | LAN 1: 10/100/1000 Base-T x 1 LAN 2: 10/100 Base-T x 1 |
| | COM Port | COM1: RS-232/RS-485 2W/4W, COM3: RS-485 2W |
| RTC | | Built-in |
| Power | Input Power | 22 ~ 28VDC |
| | Power Isolation | Built-in |
| | Power Consumption | 450mA@24VDC |
| | Voltage Resistance | 500VAC (1 min.) |
| | Isolation Resistance | Exceed 50MΩ at 500VDC |
| | Vibration Endurance | 10 to 25Hz (X, Y, Z direction 2G 30 minutes) |
| Specification | PCB Coating | Yes |
| | Enclosure | Plastic |
| | Dimensions WxHxD | 128 x 102 x 32 mm |
| | Panel Cutout | 119 x 93 mm |
| | Weight | Approx. 0.25 kg |
| | Mount | Panel mount |
| Environment | Protection Structure | UL Type 4X (indoor use only) / NEMA4 / IP65 Compliant Front Panel |
| | Storage Temperature | -20° ~ 60°C (-4° ~ 140°F) |
| | Operating Temperature | 0° ~ 45°C (32° ~ 113°F) |
| | Relative Humidity | 10% ~ 90% (non-condensing) |
| Certificate | CE | CE marked |
| | UL | cULus Listed |
| Software | EasyBuilder Pro | V6.02.01 or later versions |
| | Weincloud | EasyAccess 2.0 (Built-in) |

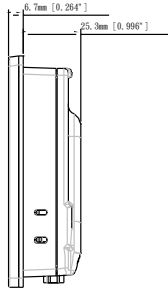
Dimensions Drawing



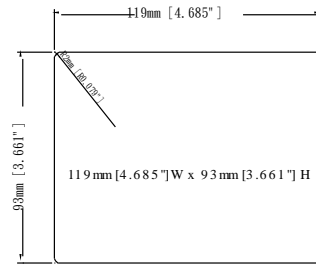
Top View



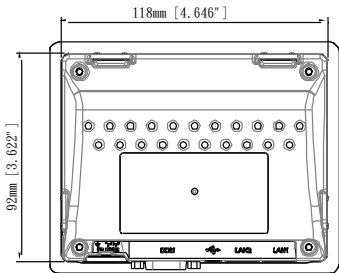
Front View



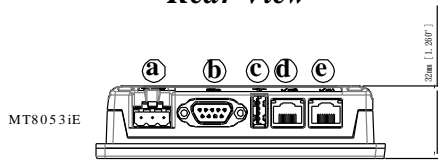
Side View



Cutout Dimensions

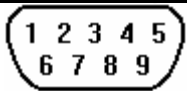


Rear View



Bottom View

Pin Designations



Pin assignment of the 9 Pin, Male, D-sub
 COM1: RS-232/RS-485 2W/4W
 COM3: RS-485 2W

| PIN# | COM1 [RS485] | | COM1 [RS232] | COM3 [RS485] |
|------|--------------|-------|--------------|--------------|
| | 4W | 2W | 2W | 2W |
| 1 | Rx- | Data- | | |
| 2 | Rx+ | Data+ | | |
| 3 | Tx- | | | |
| 4 | TX+ | | | |
| 5 | GND | | | |
| 6 | | | TxD | |
| 7 | | | | Data- |
| 8 | | | | Data+ |
| 9 | | | RxD | |

| | |
|----|--|
| a | Power Connector |
| b. | COM1: RS-232/RS-485 2W/4W COM3: RS-485 2W |
| c. | USB Host Port |
| d. | LAN 2 |
| e. | LAN 1 |

Ordering Information

□ **MT8053iE:**
 4.3" TFT LCD HMI, 128 MB flash memory /
 128 MB DDR3 RAM on board,
 Built-in EasyAccess 2.0 License