



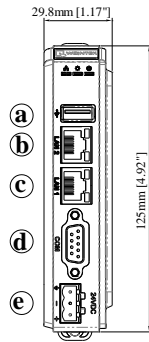
## Feature

- Compact Design and DIN-rail Mountable
- Fan-less Cooling System
- Built-in 4GB Flash Memory and RTC
- One USB Host Port
- Gigabit Ethernet Port
- Supports MPI 187.5K
- Built-in Power Isolator
- Built-in EasyAccess 2.0 License
- Supports OPC UA Server

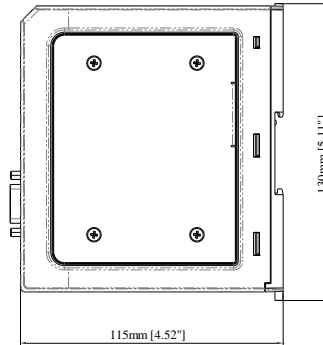
<b>Memory</b>	Flash	4 GB
	RAM	1 GB
<b>Processor</b>		Quad-core RISC
<b>I/O Port</b>	Micro SD Card Slot	Micro SD x1
	USB Host	USB 2.0 x 1
	USB Client	N/A
	Ethernet	LAN 1: 10/100/1000 Base-T x 1 LAN 2: 10/100 Base-T x 1
	COM Port	COM1: RS-232 2W COM2: RS-485 2W/4W COM3: RS-485 2W
	RS-485 Dual Isolation	N/A
	CAN Bus	N/A
	HDMI Output	N/A
	Audio Output	N/A
<b>RTC</b>		Built-in
<b>Power</b>	Input Power	24±20%VDC
	Power Isolation	Built-in
	Power Consumption	850mA@24VDC
	Voltage Resistance	500VAC (1 min.)
	Isolation Resistance	Exceed 50MΩ at 500VDC
<b>Specification</b>	PCB Coating	Yes
	Enclosure	Plastic
	Dimensions WxHxD	29.8 x 130 x 115 mm
	Weight	Approx. 0.24 kg
	Mount	35mm DIN rail mounting
<b>Environment</b>	Protection Structure	IP20
	Storage Temperature	-20° ~ 60°C (-4° ~ 140°F)
	Operating Temperature	0° ~ 50°C (32° ~ 122°F)
	Relative Humidity	10% ~ 90% (non-condensing)
	Vibration Endurance	10 to 25Hz (X, Y, Z direction 2G 30 minutes)
<b>Certificate</b>	CE	CE marked
	UL	cULus Listed
<b>Software</b>	EasyBuilder Pro	V6.07.01 or later versions
	Weincloud	EasyAccess 2.0 (Built-in), Dashboard (Optional)
	CODESYS®	Optional

\* CODESYS® is a trademark of CODESYS GmbH.

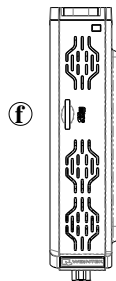
## Dimensions



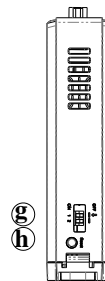
*Front View*



*Side View*



*Top View*



*Bottom View*

<b>a</b>	USB Host Port	<b>f</b>	Micro SD Card Slot
<b>b</b>	LAN 2	<b>g</b>	DIP Switch
<b>c</b>	LAN 1	<b>h</b>	Reset Button
<b>d</b>	COM1: RS-232 2W, COM2: RS-485 2W/4W, COM3: RS-485 2W		
<b>e</b>	Power Connector		

## Ordering Information

- cMT-SVRX-822:**  
4GB flash memory, 1GB RAM on board,  
10/100/1000M Ethernet port x 1,  
10/100M Ethernet port x 1,  
Built-in EasyAccess 2.0 License

Optional:

- RZ0CDS000:** CODESYS License

### Pin Assignment:

COM1 [RS232], COM2 / COM3 [RS485], 9 Pin, Male, D-sub

PIN#	COM1 [RS-232] 2W	COM2 [RS-485]		COM3 [RS-485] 2W
		2W	4W	
1				Data+
2	RxD			
3	TxD			
4				Data-
5	GND			
6		Data+	Rx+	
7		Data-	Rx-	
8			Tx+	
9			Tx-	