




HMI with 15" XVGA TFT Display


Features

- Aluminum Housing and Brand-new Color & Design
- 15" 1024x768 TFT Industrial Grade LCD
- Fan-less Cooling System
- Built-in 256MB Flash Memory and RTC
- NEMA4/IP65 Compliant Front Panel
- Long Life LED Back Light with Ceramics Package
- SD Card Slot Supports SD/SDHC Cards
- Power Isolator Inside
- CAN Bus Device Supported
- Com1 / Com3 RS485 & CAN Bus Built-in Isolation
- Support Windows CE 6.0


Display	Display	15" TFT
	Resolution	1024 x 768
	Brightness (cd/m ²)	350
	Contrast Ratio	700:1
	Backlight Type	LED
	Backlight Life Time	50,000 hr.
	Colors	16.2M
Touch Panel	Type	4-wire Resistive Type
	Accuracy	Active Area Length(X)±2%, Width(Y)±2%
Memory	Storage(MB)	256
	RAM (MB)	256
Processor		32Bit RISC CPU 800MHz
I/O Port	SD Card Slot	SD/SDHC
	USB Host	USB 2.0 x 1
	USB Client	USB 2.0 x 1
	Ethernet	10/100 Base-T
	COM Port	COM1 (RS-232/RS-485 2W/4W), COM3(RS-232/RS-485 2W)
	CAN Bus	Yes
	Audio	Audio Line Out – 3.5 mm jack x 1
RTC		Yes
Power	Input Power	24±20%VDC
	Power Consumption	900 m A@24V
	Power Isolation	Built In
	Voltage Resistance	500VAC (1 min)
	Isolation Resistance	Exceed 50MΩ at 500VDC
	Vibration Endurance	10 to 25Hz(X,Y,Z direction 2G 30 minutes)
Specification	Enclosure	Aluminum
	Dimensions WxHxD	366 x 293 x 57mm
	Panel Cutout (mm)	352 x 279
	Weight (kg)	Approx. 2.75 kg
Environment	Protection Structure	IP65 front panel
	Storage Temperature	-20° ~ 70°C (-4° ~ 158°F)
	Operating Temperature	0° ~ 50°C (32° ~ 122°F)
	Relative Humidity	10% ~ 90% RH (non-condensing)
CE		EN55022 : 2006+A1 : 2007 EN61000-3-2 : 2006+A2: 2009 EN61000-3-3 : 2008 EN55024 : 1998 + A1: 2001+A2 : 2003
UL		UL508 Type 4X
Software		Windows CE 6.0 OS



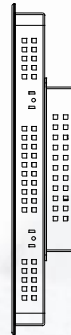
Top View



Side View



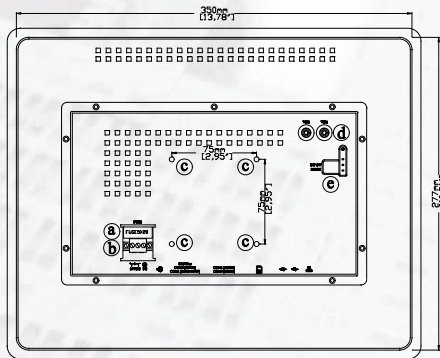
Front View



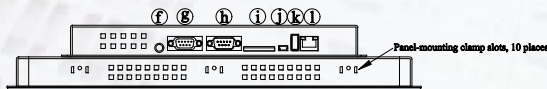
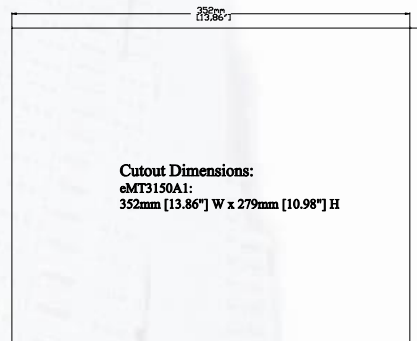
Side View

Ordering Information

- **eMT615A**
15" TFT LCD HMI,
256MB flash memory/
256MB RAM on board,
Video Input Port RCA x 2
- **FLZ485000**
Multi-Connector cable
Com1[485]/Com3[485]/
CAN Bus
- **FLZ232000**
Multi-Connector cable
Com1[232]/Com3[232]



Rear View



Bottom View

a	Fuse	g	Com1 RS485, Com3 RS485, CAN Bus
b	Power Connector	h	Com1 RS232, Com3 RS232
c	VESA 75mm Screw Holes	i	SD CARD SLOT
d	N/A	j	USB Client port
e	DIP SW & Reset Button	k	USB Host port
f	Line Out	l	Ethernet Port

Contact: [WEINTEK LABS., INC.](http://www.weintek.com) TEL: +886-2-22286770 Web: www.weintek.com